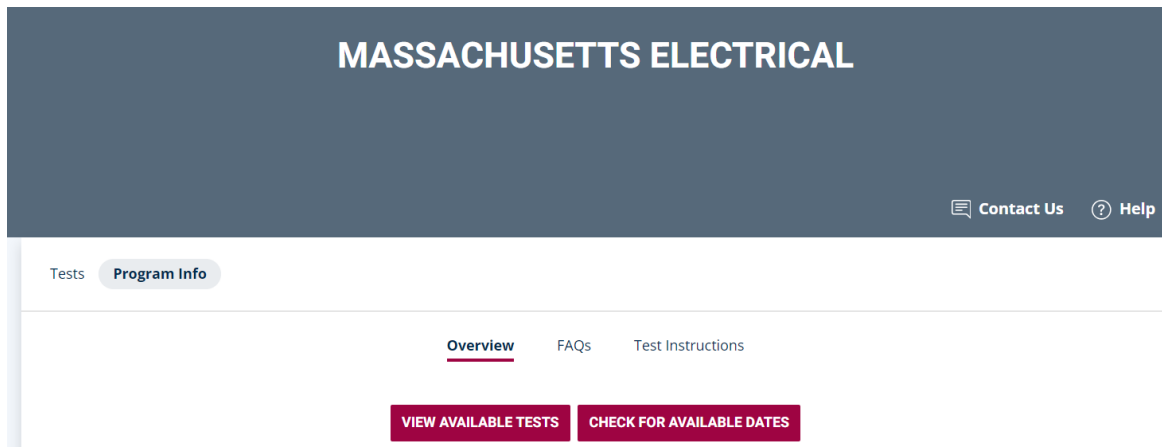


Guide for the MA Electrical Exam

Welcome to PSI! This guide will walk you through the process of applying for the Electrical exam online versus using the paper application.

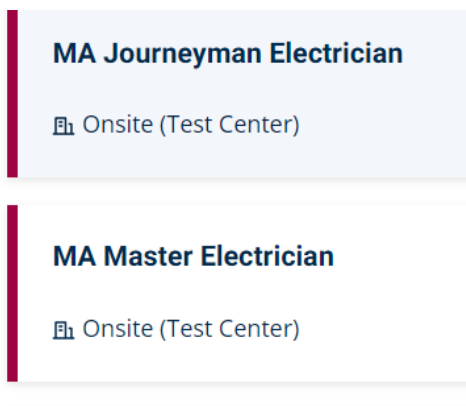
Access the Registration Page

Click on the provided [link](#) to reach the Massachusetts Electrical test taker page on the Test Taker Portal.



Account Setup

Select **VIEW AVAILABLE TESTS** and select the examination.



Select **SIGN IN/REGISTER** and [Create Account](#).

Sign In

Sign in to retrieve your **MASSACHUSETTS ELECTRICAL** test information.
Don't have an account? [Create Account](#).

Create Account

Social Security Number *

Confirm Social Security Number *

Last Name *

Country of Residence *

Once you have access to your Test Taker Dashboard, click on the examination and select **APPLY NOW**.

Enter Educational and Candidate Details

Carefully enter the required documentation as directed.

Once all information is accurately entered, click '**SAVE APPLICATION**' or '**CONTINUE**' to review your entries. Press '**SUBMIT**' to finalize your application.

You will need to scan or take a picture of the documentation required to upload as a PDF.

Letter of Qualification (waivers), reciprocity and reinstatement candidates for Broker and Salesperson Candidates

Please upload the original Letter of Qualification issued by the Maryland Real Estate Commission.

CANDIDATE ELIGIBILITY VIA ED.PDF ✕

BROKER and ASSOCIATE BROKER candidates:

Please upload a Certification of Licensure issued by the Maryland Real Estate Commission verifying 3 current years of active licensure immediately preceding application. License also must be in good standing. Purchase the certification at <http://www.dbr.state.md.us/cgibin/electronicclaiming/certification/certification.asp>. A license history must be dated within 90 days of submission to PSD. If you delay in testing or re-testing, an updated history may be needed.

BRANCH OFFICE MANAGER candidates applying under 17-518 must contact the Maryland Real Estate Commission for approval to register for the Broker examination.

BROKER BOND.PDF ✕

ALL applicants must answer the following questions

I am 18 years of age or older*

☐ Yes

Are you now or have you ever been licensed as a real estate broker or salesperson in any other state?*

☐ Yes

☒ No

My prelicense education was obtained in a jurisdiction other than Maryland

☐ Yes

☒ No

Are you licensed to practice law in Maryland?*

☐ Yes

☒ No

Have you ever had a real estate license denied, suspended, revoked, or subjected to a disciplinary action in any jurisdiction?*

☐ Yes

☒ No

Have you ever been convicted of a felony or a misdemeanor in any State or Federal Court?*

☐ Yes

☒ No

Have you ever been found to have violated the fair housing laws of any jurisdiction?*

☐ Yes

☒ No

Did you hold a previous Real Estate license in Maryland under your current or former name?

☐ Yes

☒ No

Former Name:

Former Registration Number:

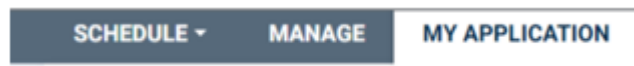
I HEREBY IRREVOCABLY CONSENT that, if the address of this registration is not within the state of Maryland, (i) service of process on the Executive Director of the Maryland Real Estate Commission shall bind me in any action, suit or proceeding brought against me, and (ii) an action, suit or proceeding may be brought against me in any county in which the cause of action arose or I reside. I hereby certify that the information provided on both sides of this registration is true and correct and the Maryland Real Estate Commission may rely on its truthfulness in considering this registration, and that this registration is signed and affirmed to under penalty of perjury. Further, I understand that Maryland real estate licenses expire every 2 years and I will be required to renew this license and pay the renewal fee prior to the expiration of the license. I have read and understand the Candidate Information Bulletin and the Registration form.

☒ Confirmed

CANCEL **SAVE APPLICATION** **CONTINUE**

Application Submission and Status

Upon submission, your application will initially show under the '**MY APPLICATIONS**' tab with a status indicator. A confirmation message will also be sent to the email address provided during registration.



Exam Selection Approval

Once your application is reviewed and approved by PSI, you will receive an email confirmation. If the approval is denied, you will receive an email with the missing information. Please allow up to one month for processing.

Exam Scheduling

Upon the approval of the application, you will be able to proceed with the test scheduling by selecting, entering and reviewing the following information:

- Selection of the test portions to book and test
- Selection of test options (such as cancelation protection or practice tests)
- Entering of Candidate details to book the exam
- Reviewing of scheduling details before payment
- Entering of payment details
- Reviewing of final test booking order and payment

After scheduling the exam, you will receive a **confirmation email** with all the details of your test appointment. It's important to review this information carefully to ensure everything is correct. If you encounter any issues or need further assistance, please do not hesitate to contact our client services team.