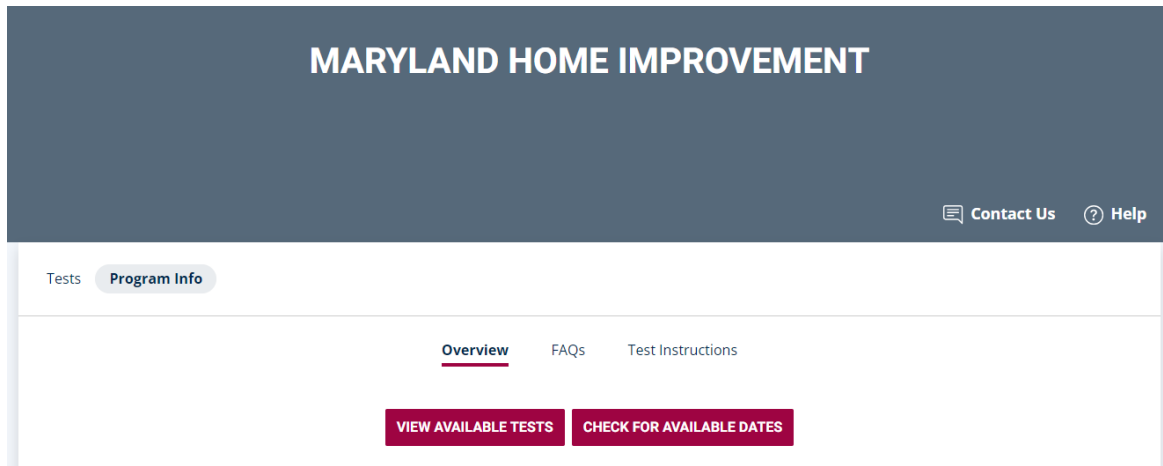


Guide for the Maryland Home Improvement Exam

Welcome to PSI! This guide will walk you through the process of applying for the Home Improvement exam online versus using the paper application.

Access the Registration Page

Click on the provided [link](#) to reach the Maryland Home Improvement test taker page on the Test Taker Portal.

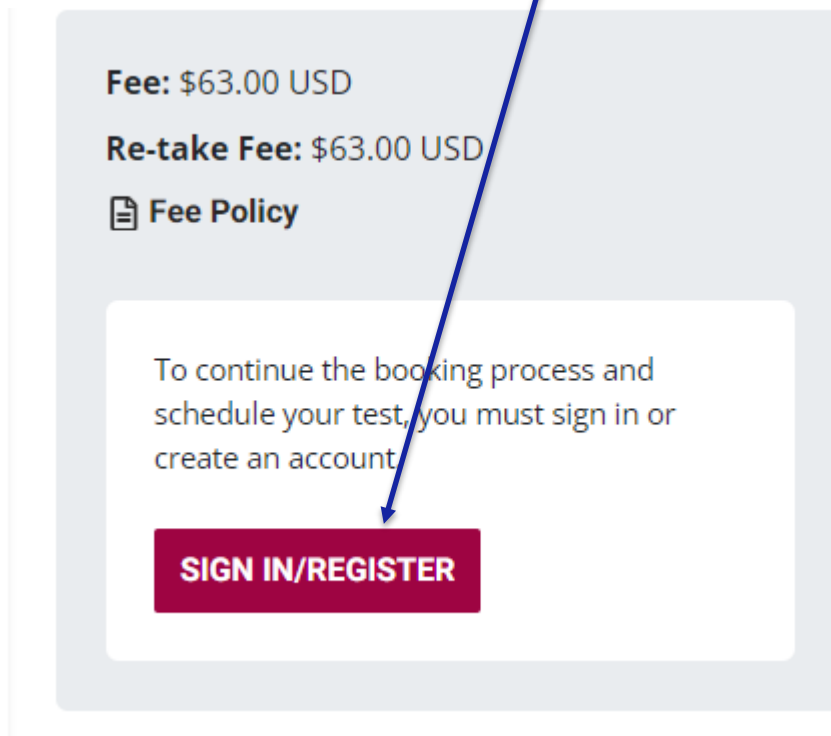



Account Setup

Select **VIEW AVAILABLE TESTS** and select the examination.

- MD Contractor-Home Improvement**
Onsite (Test Center)
- MD Contractor-Home Improvement - Spanish**
Onsite (Test Center)
- MD Salesperson-Home Improvement**
Onsite (Test Center)
- MD Salesperson-Home Improvement - Spanish**
Onsite (Test Center)

Select **SIGN IN/REGISTER** and [Create Account](#).



Fee: \$63.00 USD
Re-take Fee: \$63.00 USD
 **Fee Policy**

To continue the booking process and schedule your test, you must sign in or create an account.

SIGN IN/REGISTER

Once you have access to your Test Taker Dashboard, click on the examination and select **APPLY NOW**.

Enter Educational and Candidate Details

Carefully enter the required documentation as directed. You are required to provide verification of completion of the required prelicense education.

IF YOU ARE APPLYING FOR THE MHIC CONTRACTOR LICENSE, BE SURE TO COMPLETE THE EXPERIENCE (AND EDUCATIONAL EXPERIENCE, IF APPLICABLE).

Salesperson candidates do not need to complete the experience documentation requirement.

Once all information is accurately entered, click '**SAVE APPLICATION**' or '**CONTINUE**' to review your entries. Press '**SUBMIT**' to finalize your application.

You will need to scan or take a picture of the documentation required to upload as a PDF.



I HEREBY IRREVOCABLY CONSENT that, if the address of this registration is not within the state of Maryland, (i) service of process on the Executive Director of the Maryland Real Estate Commission shall bind me in any action, suit or proceeding brought against me, and (ii) an action, suit or proceeding may be brought against me in any county in which the cause of action arose or I reside. I hereby certify that the information provided on both sides of this registration is true and correct and the Maryland Real Estate Commission may rely on its truthfulness in considering this registration, and that this registration is signed and affirmed to under penalty of perjury. Further, I understand that Maryland real estate licenses expire every 2 years and I will be required to renew this license and pay the renewal fee prior to the expiration of the license. I have read and understand the Candidate Information Bulletin and the Registration form.

Confirmed

CANCEL **SAVE APPLICATION** **CONTINUE**

Application Submission and Status

Upon submission, your application will initially show under the 'MY APPLICATIONS' tab with a status indicator. A confirmation message will also be sent to the email address provided during registration.



Exam Selection Approval

Once your application is reviewed and approved by PSI, you will receive an email confirmation. If the approval is denied, you will receive an email with the missing information. Please allow up to one week for processing.

Exam Scheduling

Upon the approval of the application, you will be able to proceed with the test scheduling by selecting, entering and reviewing the following information:

- Selection of the test portions to book and test
- Selection of test options (such as cancellation protection or practice tests)
- Entering of Candidate details to book the exam
- Reviewing of scheduling details before payment
- Entering of payment details
- Reviewing of final test booking order and payment

After scheduling the exam, you will receive a **confirmation email** with all the details of your test appointment. It's important to review this information carefully to ensure everything is correct. If you encounter any issues or need further assistance, please do not hesitate to contact our client services team.